

Mediasite Integration with Canvas

EMPOWER INSTRUCTORS & ENGAGE LEARNERS

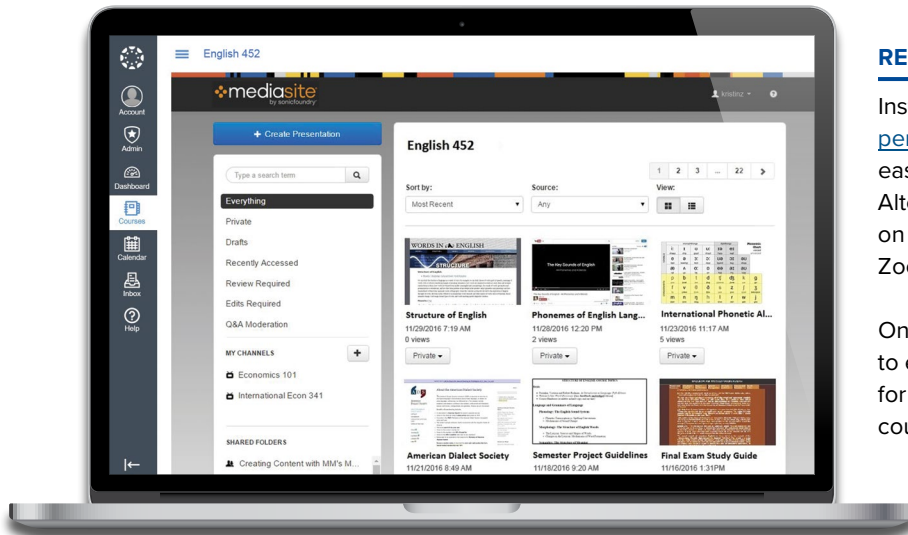
Mediasite lets instructors, staff and authorized students easily record, upload, share and watch video in any Canvas course. The combined power of Canvas with Mediasite means all your videos have a central secure home benefiting from Mediasite's in-video search, engagement tools and viewership stats.



DEEPEN ENGAGEMENT & IMPROVE LEARNING

It's proven that videos embedded in Canvas enhance student learning. Mediasite synchronizes instructor video with lecture slides, whiteboard annotations, visualizer demos or other course content so students never miss a detail. Even on smartphones and tablets, they get the same rich video experience. Instructors can further deepen student engagement by adding:

- Interactive polls
- Question forums
- Chapters
- Post-video surveys

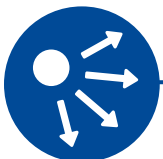


RECORD OR UPLOAD ANY VIDEO



Instructors can use one of Mediasite's [personal or in-room capture solutions](#) to easily record high-quality videos that are engaging. Alternatively, they can easily upload videos they recorded on their smartphones or with web conferencing tools like Zoom or Microsoft Teams.

Once your instructors have uploaded their video, it's easy to edit, caption and enhance the video before tagging it for their course to ensure that only the students in that course have access to their videos.



AUTOMATICALLY PUBLISH AND SHARE

Mediasite simplifies time-consuming steps to publish and share videos captured from classroom recorders, My Mediasite or mobile uploads. It automatically creates video Channels and associated course resources, then adds the video into Canvas' course navigation and emails the instructor when their videos are ready to watch. Using Canvas' familiar rich content editor, instructors can also embed a video in any course page themselves.



MEASURE THE IMPACT

Mediasite shows you exactly who is watching what videos, when and how long. It's a powerful tool for correlating student viewing behaviors to learning outcomes, individual performance or overall content effectiveness. Each video's at-a-glance dashboard and intensity map immediately show student engagement, most viewed segments and viewing drop off points.

Economic Policy 341

Presented By: Dr. Samuel Baxter
Recorded: 9/17/2015 1:00 PM CDT
49 Minutes 4 Seconds

Performance



VIEWS

180



PEAK CONNECTIONS

5

LIVE

0

ON DEMAND

180

FIRST

10/31/2015

LAST

12/18/2015

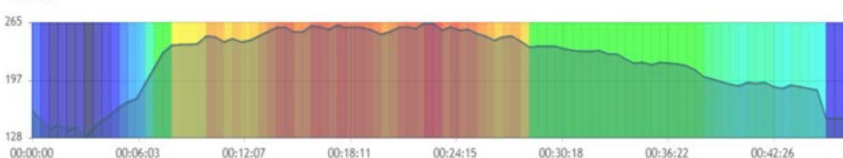
TIME WATCHED

13:53:05

AVERAGE WATCH

00:04:37

Trends



SEARCH EVERYTHING



Mediasite makes all videos in Canvas as searchable as documents. Within any video or across an entire collection of videos, Mediasite search scans both the media and metadata – including audio transcripts, slide content, handwriting, video and tags – to find and play from requested keywords.



PROTECT & STREAMLINE VIDEO ACCESS

Not every video is meant for everyone. Mediasite guarantees only authorized students have access by leveraging your school's LDAP, Active Directory or single sign-on (SSO) service. Once students and instructors log into Canvas, they are only shown the videos and Mediasite tools that they have access to ensuring that your videos are safe.



mediasite.com | getinfo@sonicfoundry.com | 608.443.1600 | #videodoneright