

Mediasite App for Brightspace®

EMPOWER INSTRUCTORS & ENGAGE LEARNERS

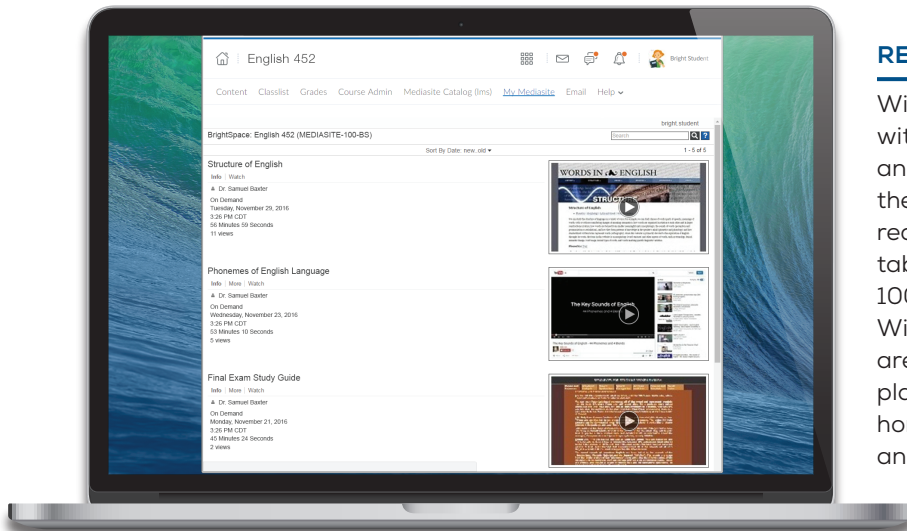
Mediasite lets instructors, staff and authorized students easily record, upload, share and watch video in any Brightspace course. The combined power of Brightspace with Mediasite means all your videos have a central secure home benefiting from Mediasite's in-video search, engagement tools and viewership stats.



DEEPEN ENGAGEMENT & IMPROVE LEARNING

It's proven that videos embedded in Brightspace enhance student learning. Mediasite synchronizes instructor video with lecture slides, whiteboard annotations, visualizer demos or other course content so students never miss a detail. Even on smartphones and tablets, they get the same rich video experience. Instructors can further deepen student engagement by adding:

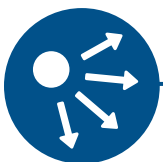
- Interactive polls
- Chapters
- Question forums
- Post-video surveys



RECORD OR UPLOAD ANY VIDEO



With direct access to My Mediasite within Brightspace, users record videos and screencasts for any course simply using their computer's webcam and microphone. Video recorded with other devices like smartphones and tablets can also be uploaded. With support for nearly 100 formats including Flash®, QuickTime®, AVI, MP4, Windows Media® and more, the video upload options are endless. And it's easy on administrators. Auto-placement of a My Mediasite link on the Brightspace home or any course page streamlines deployment and management of personal video capture.



AUTOMATICALLY PUBLISH AND SHARE

Mediasite simplifies time-consuming steps to publish and share videos captured from classroom recorders, My Mediasite or mobile uploads. It automatically creates video catalogs and associated course resources, then adds a catalog link into Brightspace's course navigation and emails the instructor when their videos are ready to watch. Using Brightspace's familiar content editor to "insert stuff", instructors can also add video to any course page themselves.



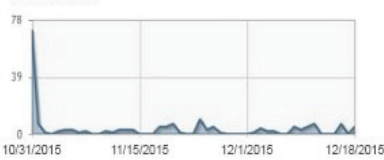
MEASURE THE IMPACT

Mediasite shows you exactly who is watching what videos, when and how long. It's a powerful tool for correlating student viewing behaviors to learning outcomes, individual performance or overall content effectiveness. Each video's at-a-glance dashboard and intensity map immediately show student engagement, most viewed segments and viewing drop off points.

Economic Policy 341

Presented By: Dr. Samuel Baxter
Recorded: 9/17/2015 1:00 PM CDT
49 Minutes 4 Seconds

Performance



VIEWS

180



PEAK CONNECTIONS

5

LIVE

0

ON DEMAND

180

FIRST

10/31/2015

LAST

12/18/2015

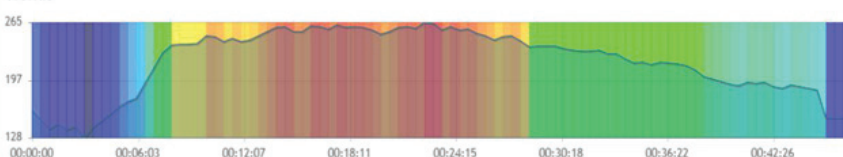
TIME WATCHED

13:53:05

AVERAGE WATCH

00:04:37

Trends



SEARCH EVERYTHING



Mediasite makes all videos in Brightspace as searchable as documents. Within any lecture or across an entire course, Mediasite SmartSearch scans both the media and metadata – including audio transcripts, slide content, handwriting, video and tags – to find and play from requested keywords.



PROTECT & STREAMLINE VIDEO ACCESS

Not every video is meant for everyone. Mediasite guarantees only authorized students have access by leveraging your school's LDAP or Active Directory. Plus, support for single sign-on (SSO) means students and instructors use existing Brightspace logins to access and watch videos. Mediasite also supports SAML 2.0 and Shibboleth, allowing security domains to seamlessly exchange authentication and authorization data.

SYSTEM REQUIREMENTS

- Mediasite Video Platform or Mediasite Video Cloud 7.0.28
- Brightspace learning environment
- LTI (Learning Tools Interoperability™)


mediasite®

sonicfoundry.com | getinfo@sonicfoundry.com | 608.443.1600 | #videodoneright